

Reference Indexes of the Mortgage Market

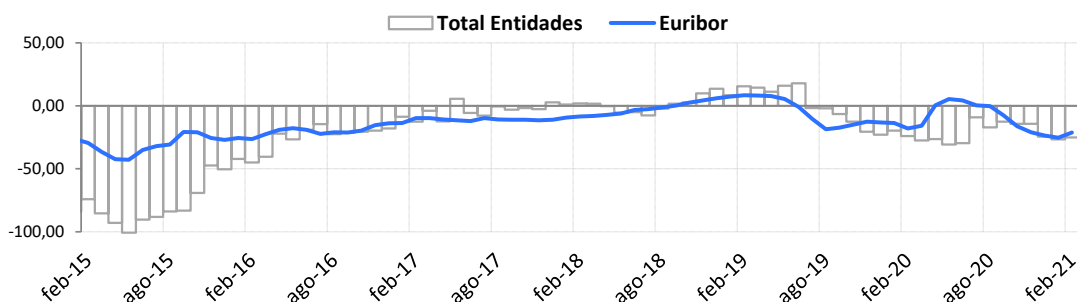
February 2021

	Official reference indexes (%)						Other references	
	Total Institutions	Euro Zone (1)	Euribor 12m	Mibor (2)	IRS 5 years (3)	Debt	A.H.E.	Covered Bonds
feb-20	1,816	1,520	-0,288	-0,288	-0,303	-0,219	-	0,058
mar-20	1,765	1,540	-0,266	-0,266	-0,282	-0,166	0,750	0,040
abr-20	1,754	1,550	-0,108	-0,108	-0,224	-0,075	-	0,092
may-20	1,745	1,540	-0,081	-0,081	-0,292	-0,049	-	0,093
jun-20	1,744	1,580	-0,147	-0,147	-0,300	-0,054	0,500	0,114
jul-20	1,745	1,640	-0,279	-0,279	-0,363	-0,070	-	0,113
ago-20	1,743	1,580	-0,359	-0,359	-0,380	-0,077	-	0,112
sep-20	1,700	1,610	-0,415	-0,415	-0,418	-0,133	0,750	0,145
oct-20	1,663	1,610	-0,466	-0,466	-0,459	-0,232	-	0,094
nov-20	1,661	1,580	-0,481	-0,481	-0,460	-0,302	-	0,093
dic-20	1,563	1,540	-0,497	-0,497	-0,469	-0,356	0,500	0,080
ene-21	1,558	1,520	-0,505	-0,505	-0,449	-0,382	-	0,063
feb-21	1,565	1,500	-0,501	-0,501	-0,376	-0,397	-	0,057

	Inter-monthly variation							
	Total Institutions	Euro Zone (1)	Euribor 12m	Mibor (2)	IRS 5 years (3)	Debt	A.H.E.	Covered Bonds
sep-20	-0,043	0,030	-0,056	-0,056	-0,038	-0,056	-	0,033
oct-20	-0,037	0,000	-0,051	-0,051	-0,041	-0,099	-	-0,051
nov-20	-0,002	-0,030	-0,015	-0,015	-0,001	-0,070	-	-0,001
dic-20	-0,098	-0,040	-0,016	-0,016	-0,009	-0,054	-	-0,013
ene-21	-0,005	-0,020	-0,008	-0,008	0,020	-0,026	-	-0,017
feb-21	0,007	-0,020	0,004	0,004	0,073	-0,015	-	-0,006

	Year-on-year variation							
	Total Institutions	Euro Zone (1)	Euribor 12m	Mibor (2)	IRS 5 years (3)	Debt	A.H.E.	Covered Bonds
sep-20	-0,125	-0,070	-0,076	-0,076	0,014	0,068	0,000	-0,093
oct-20	-0,143	-0,030	-0,162	-0,162	-0,137	0,020	-	-0,094
nov-20	-0,142	-0,010	-0,209	-0,209	-0,240	-0,030	-	0,019
dic-20	-0,244	-0,050	-0,236	-0,236	-0,288	-0,092	-0,250	0,018
ene-21	-0,267	-0,060	-0,252	-0,252	-0,263	-0,147	-	0,004
feb-21	-0,251	-0,020	-0,213	-0,213	-0,073	-0,178	-	-0,001

Chart: year-on-year variation rates



NOTE:

(1) Euro area lenders' average 1-to-5-year mortgage rate for the purchase of unsubsidised housing (linked to the previous month).

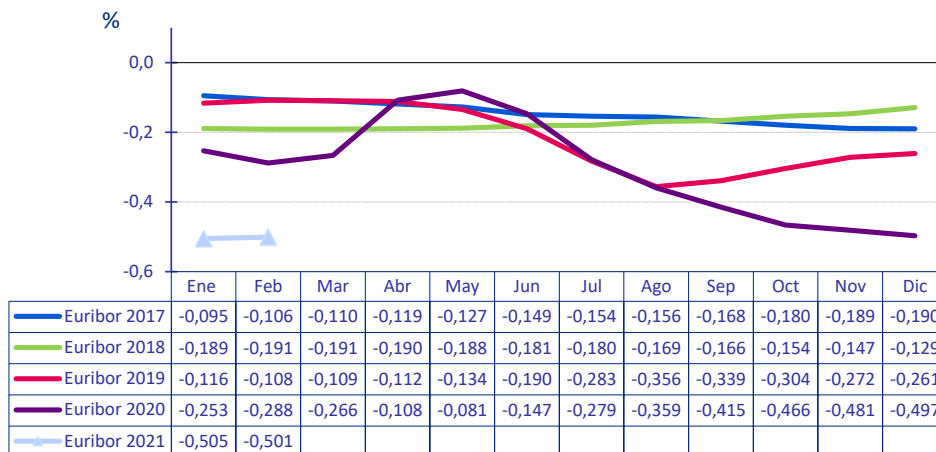
(2) This interest rate ceased to be considered as the official mortgage market reference rate for mortgage loans arranged as from 1 January 2000.

(3) 5 years Interest Rate Swap (IRS). The monthly average is calculated according to the definition established in Circular 5/2012 of 27th of June of the

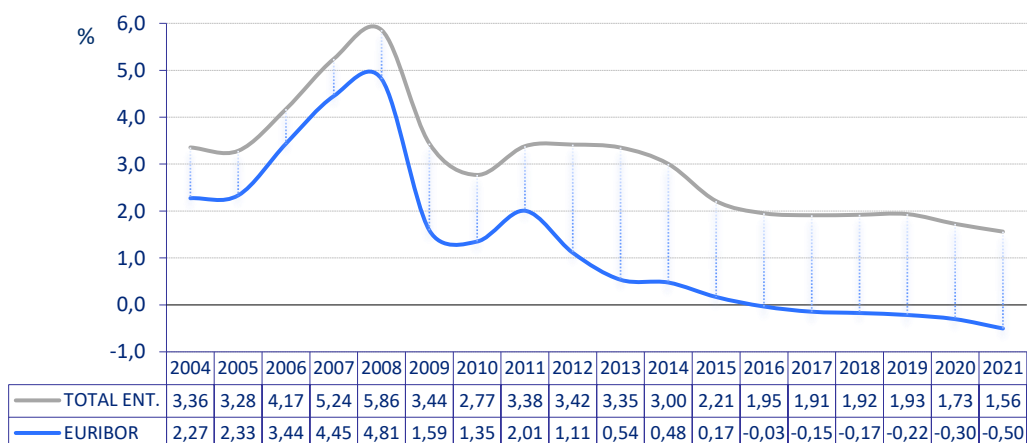
Reference Indexes of the Mortgage Market

February 2021

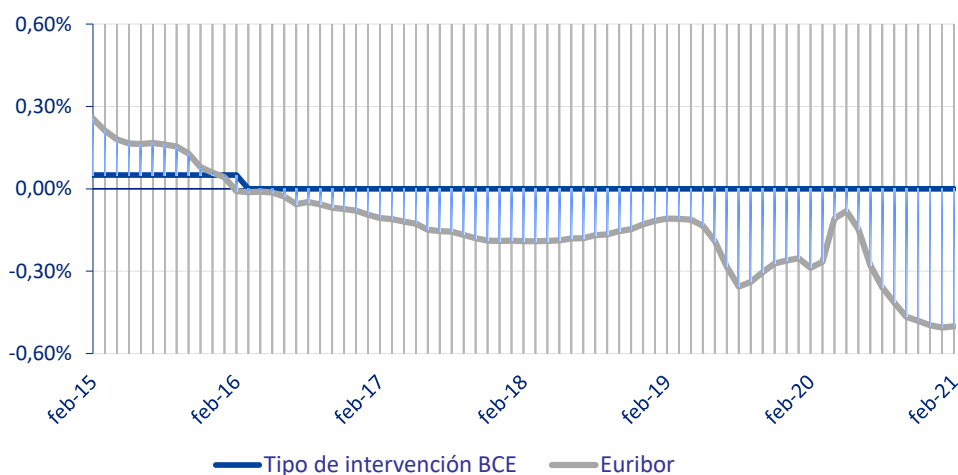
Euribor 12 monthly average



Total institutions and Euribor 12 yearly average



ECB official rate (main refinancing operations) versus Euribor 12



Reference Indexes of the Mortgage Market

February 2021

1. OFFICIAL mortgage market reference rates:	%
Average rate on mortgage loans for house purchase over 3 years granted by Spanish Monetary and Financial Institutions (MFIs)	1,565
Average rate on mortgage loans for house purchase with a maturity between 1-5 years granted by Euro zone MFIs (1)	1,500
Internal Rate of Return (IRR) on government bonds with a residual maturity of 2-6 years	-0,397
Interbank 1-week Euríbor	-0,566
Interbank 1-month Euríbor	-0,553
Interbank 3-month Euríbor ☒	-0,541
Interbank 6-month Euríbor	-0,521
Interbank 12-month Euríbor	-0,501
5 year Interest Rate Swap (IRS)	-0,376
Interbank 12-month MÍBOR (2)	-0,501
 2. Other reference rates	
<ul style="list-style-type: none"> • Resolution 20/6/1986 of the DGT and PF <ul style="list-style-type: none"> Most frequent rate of the MFIs members of the board of the Spanish Mortgage Association Rate at issue of Spanish Covered Bonds (Cédulas Hipotecarias) Rate at issue of domestic Government Bonds between 3 and 6 years • Resolution 5/12/1989 of the DGT and PF <ul style="list-style-type: none"> Government Bonds Nominal Index for half-yearly payments 	<p style="margin-top: 100px;">-</p> <p style="margin-top: 10px;">0,057</p> <p style="margin-top: 10px;">-0,420</p> <p style="margin-top: 100px;">-0,398</p>

(1) This rate matches that prepared and published by the ECB with a lag of one month for the purposes of its use as a mortgage market reference rate. As set out in Annex 8 of the Bank of Spain Circular 5/2012, this index will not be corrected should the ECB subsequently change the rate published.

(2) This interest rate ceased to be considered as the official mortgage market reference rate for mortgage loans arranged as from 1 January 2000.