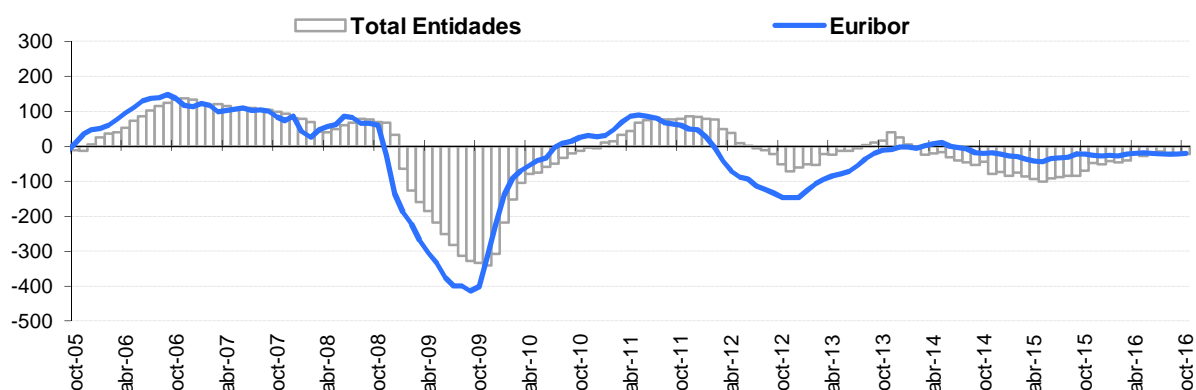


Reference Indexes of the Mortgage Market
October 16


	Official reference indexes (%)						Other references	
	Total Institutions	Euro Zone (2)	Euribor 12m	Mibor (1)	IRS 5 years (2)	Debt	A.H.E.	Covered Bonds
oct-15	2,127	2,360	0,128	0,128	0,315	0,665	-	0,549
nov-15	2,132	2,320	0,079	0,079	0,231	0,654	-	0,620
dic-15	2,054	2,320	0,059	0,059	0,266	0,597	1,000	0,705
ene-16	2,014	2,270	0,042	0,042	0,202	0,545	-	0,794
feb-16	2,007	2,230	-0,008	-0,008	0,047	0,525	-	0,824
mar-16	1,919	2,200	-0,012	-0,012	0,025	0,455	1,000	0,851
abr-16	2,030	2,090	-0,010	-0,010	0,024	0,423	-	0,865
may-16	1,890	2,100	-0,013	-0,013	0,020	0,388	-	0,840
jun-16	1,970	2,030	-0,028	-0,028	-0,040	0,358	1,000	0,671
jul-16	2,007	2,000	-0,056	-0,056	-0,140	0,306	-	0,646
ago-16	1,957	1,960	-0,048	-0,048	-0,133	0,224	-	0,573
sep-16	1,903	1,960	-0,057	-0,057	-0,131	0,165	1,250	0,444
oct-16	1,921	1,980	-0,069	-0,069	-0,065	0,110	-	0,245

	Inter-monthly variation						A.H.E.	Covered Bonds
	Total Institutions	Euro Zone (2)	Euribor 12m	Mibor (1)	IRS 5 years (2)	Debt		
may-16	-0,140	0,010	-0,003	-0,003	-0,004	-0,035	-	-0,025
jun-16	0,080	-0,070	-0,015	-0,015	-0,060	-0,030	-	-0,169
jul-16	0,037	-0,030	-0,028	-0,028	-0,100	-0,052	-	-0,025
ago-16	-0,050	-0,040	0,008	0,008	0,007	-0,082	-	-0,073
sep-16	-0,054	0,000	-0,009	-0,009	0,002	-0,059	-	-0,129
oct-16	0,018	0,020	-0,012	-0,012	0,066	-0,055	-	-0,199

	Year-on-year variation						A.H.E.	Covered Bonds
	Total Institutions	Euro Zone (2)	Euribor 12m	Mibor (1)	IRS 5 years (2)	Debt		
may-16	-0,266	-0,300	-0,178	-0,178	-0,364	-0,147	-	0,222
jun-16	-0,191	-0,300	-0,191	-0,191	-0,561	-0,197	0,000	0,119
jul-16	-0,145	-0,250	-0,223	-0,223	-0,603	-0,267	-	0,189
ago-16	-0,225	-0,300	-0,209	-0,209	-0,528	-0,355	-	0,094
sep-16	-0,214	-0,320	-0,211	-0,211	-0,521	-0,476	0,250	-0,047
oct-16	-0,206	-0,380	-0,197	-0,197	-0,380	-0,555	-	-0,304

Chart: year-on-year variation rates

NOTE:

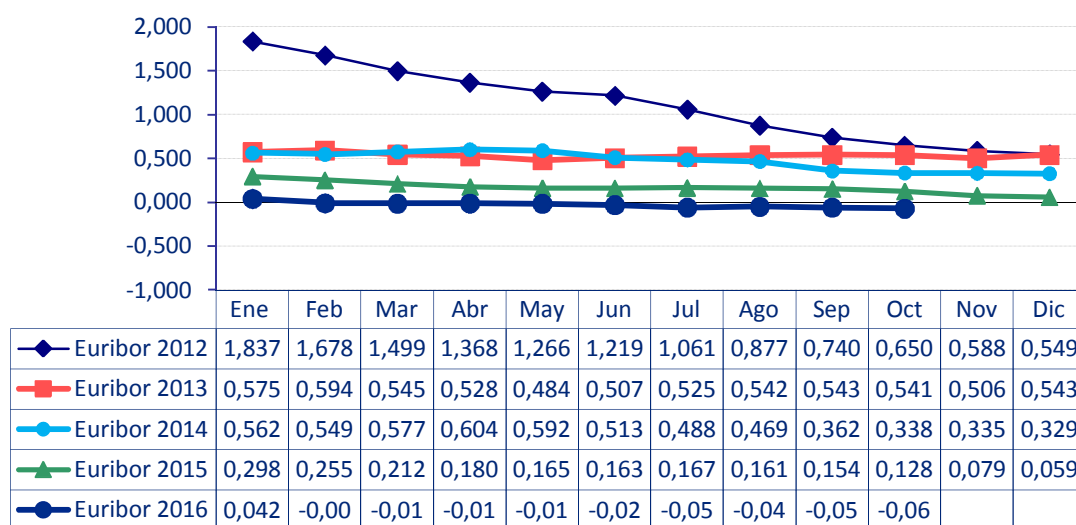
(1) This rate is no longer considered official mortgage market reference for those loans granted after the entry into force of the O.M. De 1 de Diciembre de 1999 (B.O.E. 4th of December).

(2) New references introduced by Orden EHA/2899/2011 of 28th of October. The monthly average is calculated according to the definition established in Circular /2012 of 27th of June of the Bank of Spain.

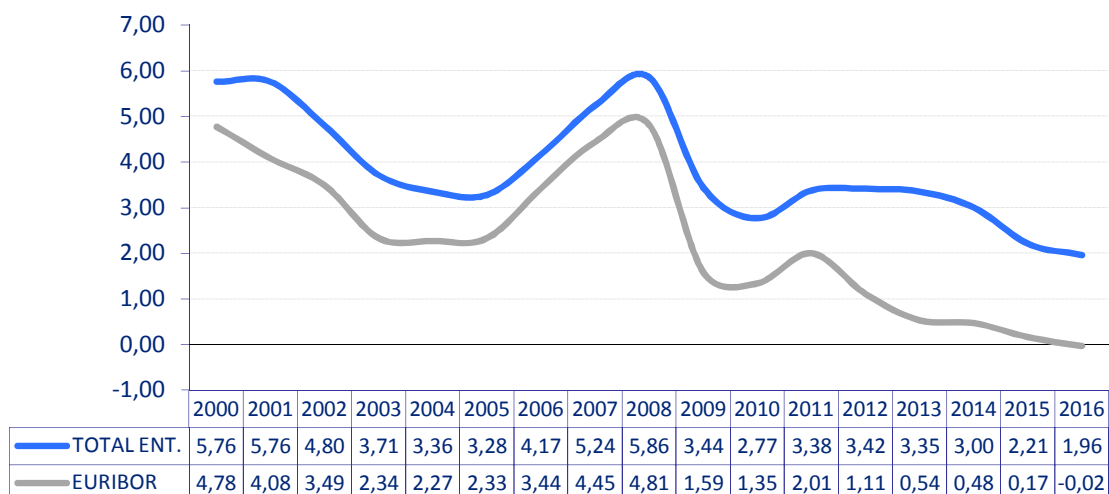
Reference Indexes of the Mortgage Market

October 16

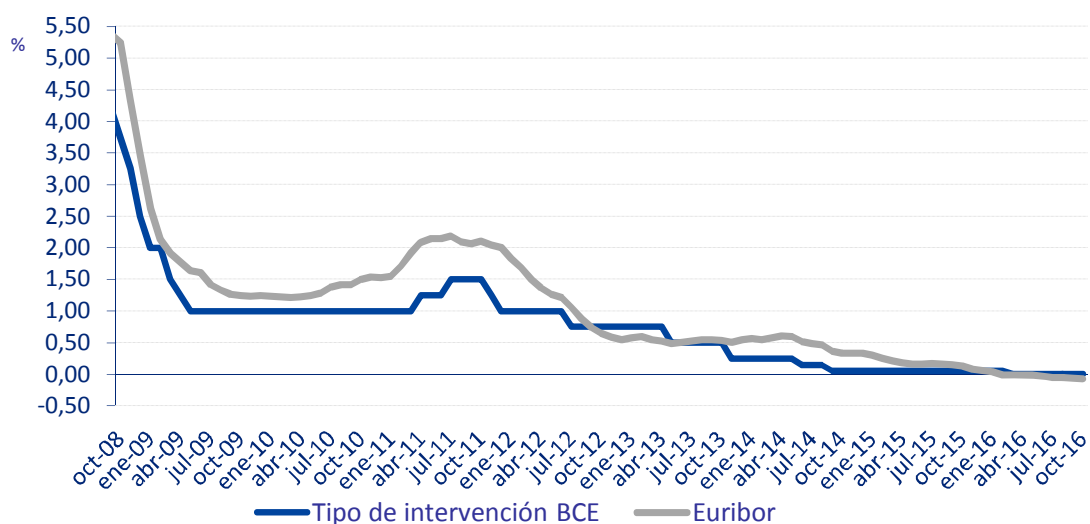

Euribor 12 monthly average



Total institutions and Euribor 12 yearly average



ECB official rate (main refinancing operations) versus Euribor 12



Reference Indexes of the Mortgage Market

October 16


1. OFFICIAL mortgage market reference rates:	%
Average rate on mortgage loans for house purchase over 3 years granted by Spanish Monetary and Financial Institutions (MFIs)	1,921
Average rate on mortgage loans for house purchase with a maturity between 1-5 years granted by Euro zone MFIs	1,980
Internal Rate of Return (IRR) on government bonds with a residual maturity of 2-6 years	0,110
Interbank 12-month Euribor	-0,069
5 year Interest Rate Swap (IRS)	-0,065
Interbank 12-month MÍBOR	-0,069
 2. Other reference rates	
• Resolution 20/6/1986 of the DGT and PF	
Most frequent rate of the MFIs members of the board of the Spanish Mortgage Association	-
Rate at issue of Spanish Covered Bonds (Cédulas Hipotecarias)	0,245
Rate at issue of domestic Government Bonds between 3 and 6 years.....	0,290
• Resolution 5/12/1989 of the DGT and PF	
Government Bonds Nominal Index for half-yearly payments.....	0,110

(1) This rate is no longer considered official mortgage market reference for those loans granted after the entry into force of the O.M. De 1 de Diciembre de 1999 (B.O.E. 4th of December) .