

Reference Indexes of the Mortgage Market

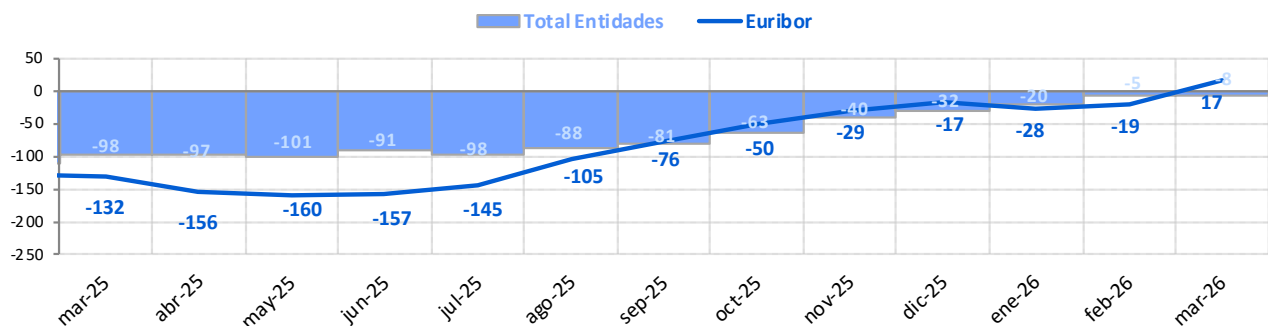
March 2026

	Official reference indexes (%)							Other references (%)	
	Total Institutions	Euro Zone (1)	Euribor 12m	Mibor (2)	€ STR 12m	IRS 5 years (3)	Public Debt from 2 to 6 years	A.H.E.	Covered Bonds
mar-25	2,923	3,530	2,398	2,398	3,413	2,451	2,524	1,500	3,050
abr-25	2,851	3,510	2,143	2,143	3,276	2,225	2,528	-	3,051
may-25	2,852	3,480	2,081	2,081	3,129	2,237	2,512	-	2,846
jun-25	2,802	3,420	2,081	2,081	2,980	2,233	2,532	1,500	2,717
jul-25	2,748	3,410	2,079	2,079	2,824	2,301	2,450	-	2,697
ago-25	2,791	3,390	2,114	2,114	2,682	2,336	2,406	-	2,697
sept-25	2,695	3,410	2,172	2,172	2,534	2,355	2,340	1,250	2,627
oct-25	2,796	3,390	2,187	2,187	2,410	2,328	2,359	-	2,603
nov-25	2,807	3,370	2,217	2,217	2,313	2,393	2,371	-	2,546
dic-25	2,788	3,350	2,267	2,267	2,208	2,548	2,396	1,250	2,533
ene-26	2,762	3,370	2,245	2,245	2,125	2,540	2,403	-	2,535
feb-26	2,819	3,370	2,221	2,221	2,063	2,458	2,397	-	2,580
mar-26	2,840	3,370	2,565	2,565	2,011	2,741	2,488	1,500	2,622

	Inter-monthly variation								
	Total Institutions	Euro Zone (1)	Euribor 12m	Mibor (2)	€ STR 12m	IRS 5 years (3)	Public Debt from 2 to 6 years	A.H.E.	Covered Bonds
oct-25	0,101	-0,020	0,015	0,015	-0,124	-0,027	0,019	-	-0,024
nov-25	0,011	-0,020	0,030	0,030	-0,097	0,065	0,012	-	-0,057
dic-25	-0,019	-0,020	0,050	0,050	-0,105	0,155	0,025	-	-0,013
ene-26	-0,026	0,020	-0,022	-0,022	-0,083	-0,008	0,007	-	0,002
feb-26	0,057	0,000	-0,024	-0,024	-0,062	-0,082	-0,006	-	0,045
mar-26	0,021	0,000	0,344	0,344	-0,052	0,283	0,091	-	0,042

	Year-on-year variation								
	Total Institutions	Euro Zone (1)	Euribor 12m	Mibor (2)	€ STR 12m	IRS 5 years (3)	Public Debt from 2 to 6 years	A.H.E.	Covered Bonds
oct-25	-0,627	-0,430	-0,504	-0,504	-1,440	0,024	-0,418	-	-0,861
nov-25	-0,399	-0,330	-0,289	-0,289	-1,476	0,142	-0,315	-	-0,873
dic-25	-0,317	-0,270	-0,169	-0,169	-1,507	0,412	-0,188	-0,500	-0,753
ene-26	-0,198	-0,200	-0,280	-0,280	-1,502	0,149	-0,140	-	-0,735
feb-26	-0,053	-0,120	-0,186	-0,186	-1,469	0,185	-0,120	-	-0,690
mar-26	-0,083	-0,160	0,167	0,167	-1,402	0,290	-0,036	0,000	-0,428

Chart: year-on-year variation rates (basis points)



NOTE:

(1) Euro area lenders' average 1-to-5-year mortgage rate for the purchase of unsubsidised housing (linked to the previous month).

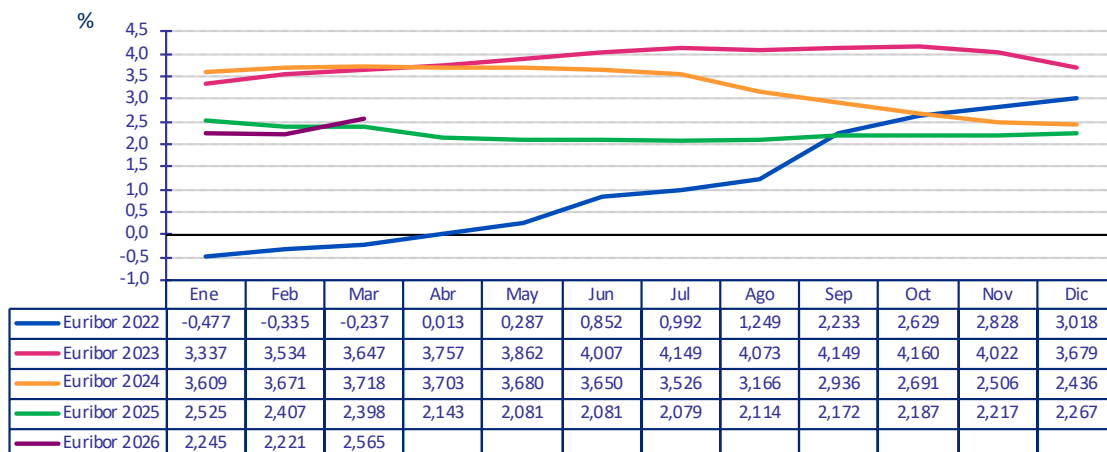
(2) This interest rate ceased to be considered as the official mortgage market reference rate for mortgage loans arranged as from 1 January 2000.

(3) 5 years Interest Rate Swap (IRS). The monthly average is calculated according to the definition established in Circular 5/2012 of 27th of June of the Bank of Spain.

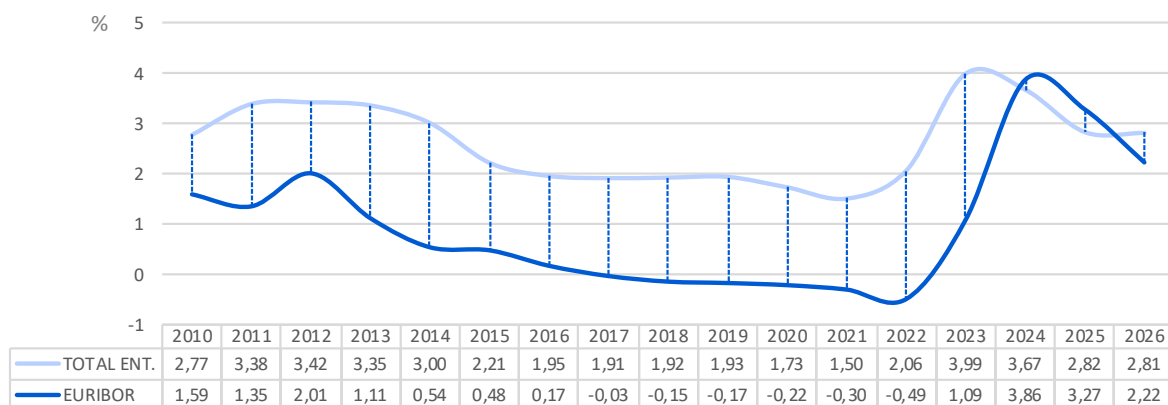
Reference Indexes of the Mortgage Market

March 2026

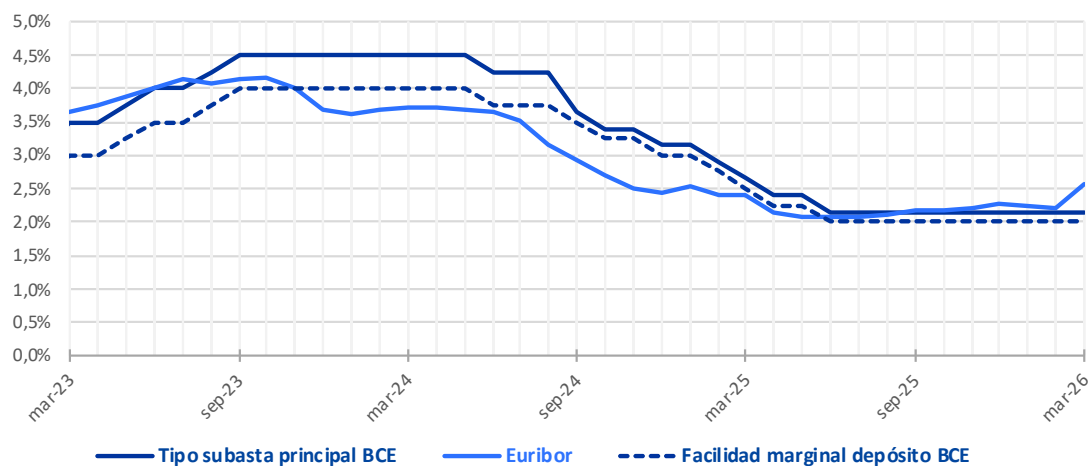
Euribor 12 monthly average



Total institutions and Euribor 12 yearly average



ECB official rate (main refinancing operations) versus Euribor 12



Reference Indexes of the Mortgage Market

March 2026

1. OFFICIAL mortgage market reference rates:	%
Average rate on mortgage loans for house purchase over 3 years granted by Spanish Monetary and Financial Institutions (MFIs)	2,840
Average rate on mortgage loans for house purchase with a maturity between 1-5 years granted by Euro zone MFIs (1)	3,370
Internal Rate of Return (IRR) on government bonds with a residual maturity of 2-6 years	2,488
<u>Euribor. Plazos</u>	
Interbank 1-week Euríbor	1,900
Interbank 1-month Euríbor	1,933
Interbank 3-month Euríbor	2,109
Interbank 6-month Euríbor	2,322
Interbank 12-month Euríbor	2,565
5 year Interest Rate Swap (IRS)	2,741
<u>Interest Rate based on the Euro short-term rate (€STR) (2)</u>	
1-week €STR	1,931
1-month €STR	1,933
3-month €STR	1,936
6-month €STR	1,939
12-month €STR	2,011
Interbank 12-month MÍBOR (3)	2,565
2. Other reference rates	
• Resolution 20/6/1986 of the DGT and PF	
Most frequent rate of the MFIs members of the board of the Spanish Mortgage Association	1,500
Rate at issue of Spanish Covered Bonds (Cédulas Hipotecarias)	2,622
Rate at issue of domestic Government Bonds between 3 and 6 years	2,495
• Resolution 5/12/1989 of the DGT and PF	
Government Bonds Nominal Index for half-yearly payments	2,473

(1) This rate matches that prepared and published by the ECB with a lag of one month for the purposes of its use as a mortgage market reference rate. As set out in Annex 8 of the Bank of Spain Circular 5/2012, this index will not be corrected should the ECB subsequently change the rate published.

(2) This benchmark, calculated and published by the ECB, is defined as the value of the average compound interest rate at different maturities (one week, one month, three months, six months and 12 months) on the last TARGET2 business day of the month.

(3) This interest rate ceased to be considered as the official mortgage market reference rate for mortgage loans arranged as from 1 January 2000.